



How to turn prospective clients into enthusiastic customers.

The markilux showroom concept

markilux
The best under the sun

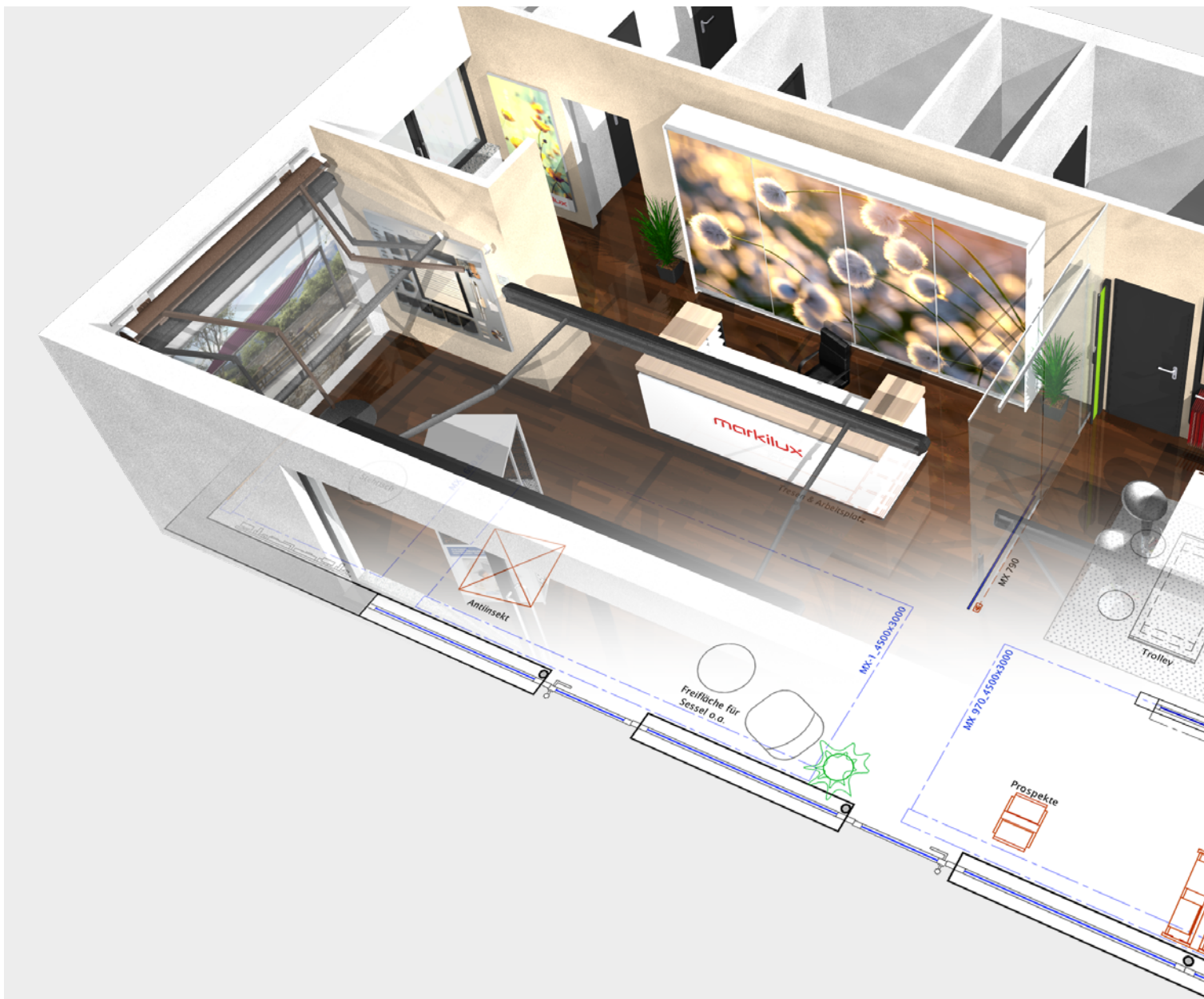
The markilux showroom concept that plans for a successful future.

Set yourself apart from the rest with markilux!

The decision to buy a top-quality product is made primarily at the POS (point of sale). If you don't set yourself apart from the competition, are not just that little cut above the rest, you will lose customers. Markets are changing, the competition is getting tougher. This means you have to differentiate yourself not only within the realm of classic advertising, but also where customers are advised about the product and make their purchase decisions: In your showroom!

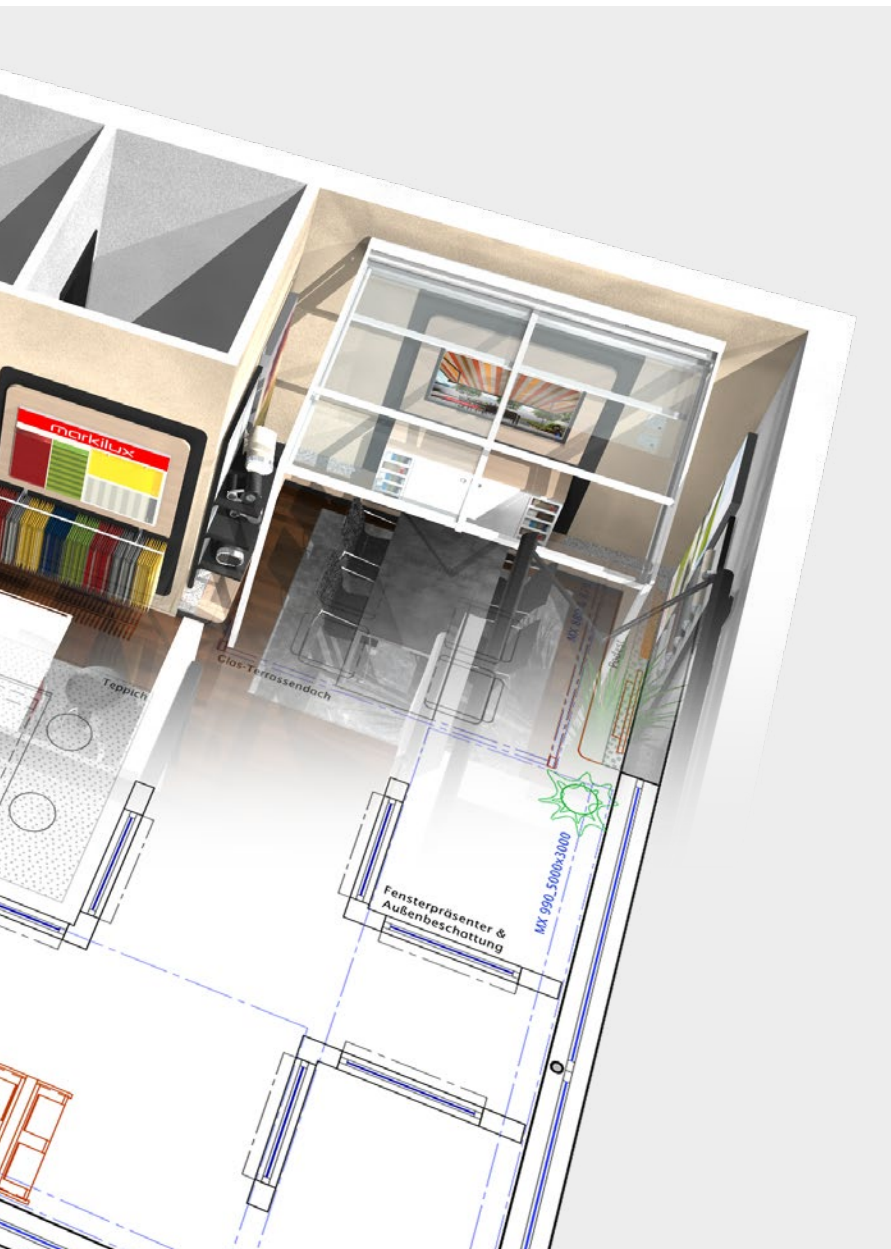
Thanks to digital media, consumers are already well informed when they walk through the door.

Buying a markilux awning is therefore almost certainly not the only reason for visiting your showroom.



Nowadays, it is far more about the atmosphere, the experience and not least of all the confidence a customer has in you as a specialist partner and in markilux as a product. With the showroom concept from markilux, you will set yourself apart from the rest and make perfect use of your advice skills and expertise.

Get yourself properly prepared!



Contents	Page
Planning process	04
Conceptual design	06
References	08
Sample displays	10
Basic showroom items	12
Lifestyle images	18


Creating your showroom.

Make yours an ongoing success story.

From planning to realisation!

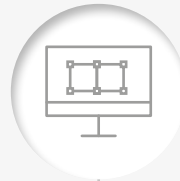
You are welcome to make use of our professional planning support when designing your new markilux showroom. We are with you every step of the way from conceptual analysis right through to practical implementation.

Contact us directly at: showroom@markilux.com



1

Get in contact
with markilux mc>s or
your sales representative



3

Draft design plan
Clarification of technical
details, evaluation of
planning notes

2

Basic / preliminary planning
Appointment on site,
conceptual analysis,
planning discussion
and site survey



4

Implementation planning
Creation of floor plans
and 3D animations





Before



3D visualisation



Final result



5

Offers

We will make you an individual offer on the basis of the 3D plan



7

Implementation

Final scenario realised by the specialist partner in line with the plans

6

Presentation of the plans

On-site appointment, presentation of the plans and our offer



8

Opening

360° panorama, open day etc.



The markilux colour and materials concept. Tone in tone for a top-quality presentation.


Your showroom is your calling card

A select choice of colours and materials underlines the high-quality product presentation in your showroom. Quality products are shown off to their best advantage in a world of muted colours with the occasional highlight in combination with an appealing choice of materials.






Wall colour Sikkens LN.00.87



Wall colour Sikkens ON.00.55




Wall colour Sikkens G0.10.80




RAL 3003 - ruby red




Carpet sample
Toucan-T, Maxime 6863



Carpet sample
Toucan-T, Maxime 6862



Surface finishes for furnishings:
Koch, two-ply chipboard, CE P2 E1, Dekoratif by Cleaf LK09



Surface finishes for furnishings:
Egger, Avola pine, champagne, H 1476 ST22

On location in markilux specialist partner showrooms.
Everything on display. And well worth a look.



SNT Carpenters and Joiners



Wallkötter Ltd.



Wolfgang Knabe Ltd.



Walkkötter Ltd.



Véranda Rêve



Gerken & Sons Interior Decorators

Showroom space is costly

For this reason, outdoor areas are being used ever more frequently to this end. We would be more than happy to advise you in this regard, as well.

To acquaint you with the POS system and give you some ideas.

Sample displays and their corresponding prices.



Sample wall display 4 m x 3 m

markilux 6000 incl. spotlights, shadeplus and io-5 channel radio remote control, markilux 990 incl. end caps in polished chrome, frame colour display board, wall feature with 2 x shelves and 1 x brochure tray, illuminated fabric display box with stainless steel fabric hanger rail, 2 x awning name plates

Does not include:

markilux fabric hanger collection, wooden wall feature and backboard

Your investment with

markilux < € 5,000 / £ 4,600



Sample arcade 4 m x 3 m

markilux MX-3 incl. LED Line and io-5 channel radio remote control, brochure tray, Info counter, free-standing fabric collection display, awning name plate

Does not include:

markilux fabric hanger collection, lighting, carpet, bar stools and arcade

Your investment with

markilux < € 5,000 / £ 4,600

Individual, detailed description and offer on request.



Sample wall display 8 m × 3 m

markilux 970, 4 m × 3 m, incl. LED Line and io-5 channel radio remote control,
 markilux 990, 4 m × 3 m, incl. end caps in polished chrome, markilux pergola
 compact, 4 m × 3 m, incl. LED Line fitted to the guide tracks, LED spotlights
 attached to the cassette, shadeplus and io-5 channel radio remote control,
 frame colour display board,
 wall feature with 2 × shelves and 1 × brochure tray,
 illuminated fabric display box with stainless steel fabric hanger rail,
 3 × awning name plates,
 2 × Lifestyle images incl. your choice of motifs

Does not include:

markilux fabric hanger collection, wooden wall features,
 backboards and sideboard

Your investment with markilux < € 8,500 / £ 7,820

Basic items for your showroom.

Reinforce your sales pitch while the purchase decision is in the process of being made.

Advertising at the point of sale

should result in the customer feeling that final, decisive buying impulse.

And it works. Utilise the wide choice of POS material available to gain the interest of visitors to your showroom and instill them with enthusiasm for markilux products.




Free-standing markilux fabric display

Steel, powder coated in an anthracite metallic finish, incl. collection light box and fabric hanger rail as well as a lifestyle picture (textile print) on the back which can be changed whenever you like. Supplied without a fabric collection hanger set.

Dimensions: 1550 × 2000 × 750 mm (w × h × d)

Article no.: 8600484 | € 890 / £ 819



Illuminated fabric display box

High-quality illuminated box made of aluminium for fixture to a wall, anodised silver EV1, lighting by way of LED strips, supplied without a fabric collection hanger set and stainless steel fabric hanger rail.

Dimensions: 1290 × 800 mm (w × h)

Article no.: 8600394 | € 350 / £ 322



Fabric collection hanger set

The markilux fabric collection hangers make it easy for the multitude of different patterns and colours to be presented perfectly.

Article no.: 7690000 | € 590 / £ 543

Stainless steel fabric hanger rail

Stainless steel fabric hanger rail for fixture to a wall, without fabric collection hanger set and fixing materials.

Dimensions: 1500 mm long

Article no.: 8600456 | € 59 / £ 54



Brochure stand

Steel frame in an anthracite metallic finish, incl. textile print and 5 brochure trays. If both sides are used, up to 10 brochure trays can be attached.

Dimensions: 360 × 1510 × 480 mm (w × h × d)

Article no.: 8600492 | € 249 / £ 229

Additional brochure trays

Article no.: 8600493 | € 15 / £ 14 per piece

Frame colour display board

The ideal way to present the most popular markilux standard frame colours by way of front profile sections of the markilux 5010, the profile lengths have been prefitted to a Universal wall feature panel.


Dimensions: 910 × 1810 mm (w × h)

Article no.: 8600501 | € 295 / £ 271



This modular furnishing feature can be adapted effortlessly to suit your showroom and results in the aesthetics of markilux awnings being brought to the fore.

It would give us great pleasure to assist you and give you the benefit of our advice.



Universal wall feature

Sturdy steel frame in an anthracite metallic finish with a central textile panel, incl. wall fixture fittings.

Dimensions: 910 × 1810 mm (w × h)

Article no.: 8600495 | € 190 / £ 175



Universal central feature

Sturdy steel frame in an anthracite metallic finish with a central textile panel; stable legs enable products to be displayed on both sides.

Dimensions: 910 × 1810 × 600 mm (w × h × d)

Article no.: 8600494 | € 345 / £ 317



Additional markilux items

Shelves, a vertical blind and / or a brochure stand can all be slotted into the wall feature and combined with one another.



Information counter

A repository for information that may be of use during your sales pitch. 6 storage areas for markilux cut-off samples and a centrally integrated cupboard for sales documentation; the lockable rollers mean it can be moved and positioned flexibly around the showroom.

Dimensions: 1400 × 1100 × 700 mm (w × h × d)

Article no.: 8600370 | € 750 / £ 690



+

Shelves

Used to display markilux cut-off samples or other display items.

Dimensions: 858 × 370 mm (w × h)

Article no.: 8600497 | € 45 / £ 41 p.p.



+

Vertical roller blind

Universal brackets incl. vertical roller blind of your choice, with radio-controlled motor; awning will need to be fitted in situ.

Article no.: 8600498 | € 399 / £ 367 p.p.



+

Wide brochure tray

used to display a number of different brochures.

Dimensions: approx. 858 mm wide

Article no.: 8600496 | € 45 / £ 41 p.p.



A large number of technical details supplement the standard, modular furnishing options. Individual wishes can be incorporated easily.

How can we assist you?



mc > s
marketing customer service

All our efforts are focussed on making your advertising campaign a success

As one of our specialist dealers, markilux can offer you much more than outstanding products and conditions. markilux aims for the very best in quality and that applies particularly to the business relationship with you, our markilux specialist partners.

markilux mc>s would like to get proactively involved in assisting you to reach your marketing and advertising goals. Our mc>s team is at your side all the way to give you advice and support. Just ask us. We're looking forward to receiving your call.



markilux product nameplates

Modern, elegant and clear, incl. stainless steel fittings.
 Print templates on request.
 Dimensions: 150 × 150 mm
 Article no.: 8600523 | € 25 / £ 23 per piece

markilux 3D logo

Acrylic lettering in RAL 3020, shiny with backing spacers.
 Dimensions to order.
 Price depends on the dimensions.
 Example: 120 cm | € 240 / £ 220



markilux panel

Elegantly designed fixture panel which gives great flexibility when fitting an awning to a wall, also used when the quality of the wall is questionable. Extruded aluminium, powder coated in the colour of the awning, maximum width 700 cm.
 The standard drillhole separation for installation is 125 mm, alternatively this can be specified individually or on the basis of an on-site technical assessment.
 Technical data and price on request.

markilux planet base plate

Used to display a markilux planet in an indoor area (wind resistance class 0), made of solid steel, galvanised and powder coated in the same colour as the awning, maximum awning size 400 × 250 cm.
 Technical data and price on request.

The large format markilux Lifestyle Images

as a wall feature or illuminated display in frame-free format, create a lot of atmosphere and give your showroom a less formal appearance when you are advising customers.

On the right you will find a selection of motifs for covering the wall features and light boxes. Customised motifs are possible on request.



Wall feature

For fixture to a wall.

Dimensions: 800 × 1800 mm (w × h),

bespoke dimensions possible

Article no.: 8600542 | € 65 / £ 60



Panel

For motif see right or to order

Article no.: see right | € 45 / £ 41

Light box

Top-quality aluminium light box for wall installation, anodised silver EV 1, lighting via LED lighting strips.

Dimensions: 800 × 1800 mm (w × h),

bespoke dimensions possible


Article no.: 8600383 | € 450 / £ 405



Panel

For motif see right or to order


Article no.: see right | € 55 / £ 50



markilux



markilux



Simple fixture
Motif can be easily changed thanks to pre-fitted spline.



Panel motif 1

Wall feature, article no.: 8600549
Light box, article no.: 8600557



Panel motif 2


Wall feature, article no.: 8600550
Light box, article no.: 8600558



markilux



markilux



markilux



Panel motif 3

Wall feature, article no.: 8600547
Light box, article no.: 8600555



Panel motif 4

Wall feature, article no.: 8600544
Light box, article no.: 8600552

Panel motif 5

Wall feature, article no.: 8600551
Light box, article no.: 8600559

markilux showrooms.

Allow yourself to be inspired, impressed, advised ...




markilux Showroom Emsdetten
Hansestrasse 53, 48282 Emsdetten



markilux Showroom Hamburg
stilwerk, Grosse Elbstrasse 68, 22767 Hamburg



markilux Showroom Lörrach
Industriestrasse 2, 79541 Lörrach



markilux Schauraum Cologne
Kranhaus 1, Im Zollhafen 18, 50678 Cologne



markilux Showroom Berlin
stilwerk, Kantstrasse 17, 10623 Berlin



markilux Showroom Salzburg
Himmelreich 3a, 5071 Wals near Salzburg, Austria